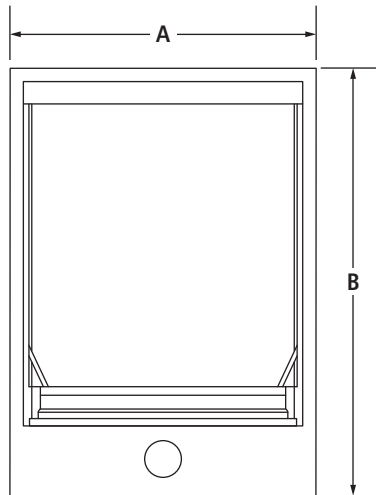
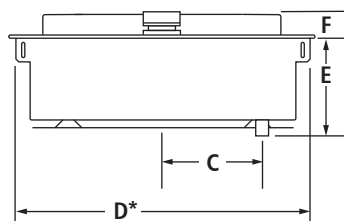


15" MODULAR ELECTRIC GRIDDLE
 JEF3115G – 15" x 5¹³/₃₂" x 21"

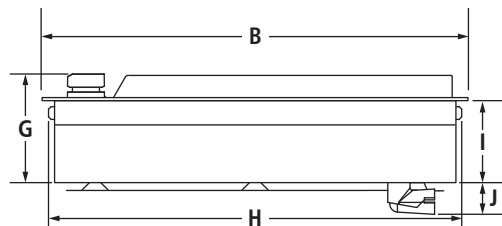
PRODUCT DIMENSIONS



TOP VIEW



FRONT VIEW



SIDE VIEW

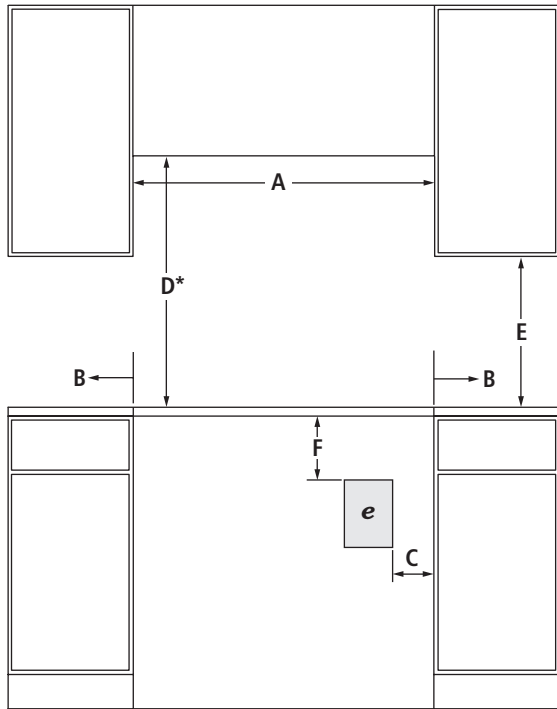
MODEL #		JEF3115G	
		in	cm
A	Overall width	15	38.1
B	Overall depth	21	53.3
C	Center of cooktop to center of electrical conduit	5 ³⁹ / ₆₄	14.2
D*	Width of cooktop base	14 ¹⁹ / ₆₄	36.3
E	Height from electrical conduit to underside of cooktop	5 ¹³ / ₃₂	13.7
F	Thickness of cooktop surface	1 ¹ / ₄	3.2
G	Height from underside of cooktop base to top of control knob	5 ¹ / ₂	14.0
H	Depth of cooktop base	20 ¹⁹ / ₆₄	51.6
I	Height of cooktop base	4 ¹ / ₄	10.8
J	Height from bottom of electrical conduit to underside of cooktop base	1 ¹ / ₄	3.2

*Measured from tab to tab. Tabs should not be bent during installation.

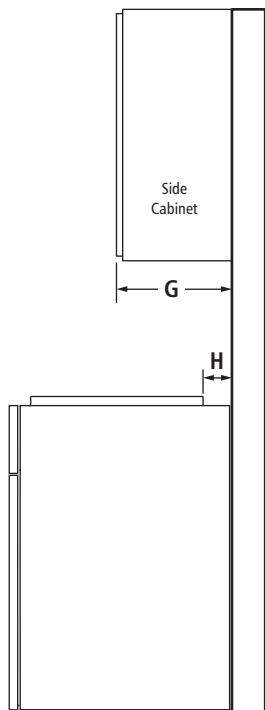
IMPORTANT: Dimensional specifications are provided for planning purposes only. Do not make any cutouts based on this information. Refer to the Installation Guide before selecting cabinetry, verifying electrical/gas connections, making cutouts or beginning installation. All Jenn-Air® appliances are appropriately UL, CUL or CSA approved.

15" MODULAR ELECTRIC GRIDDLE
 JEF3115G – 15" x 5^{13/32}" x 21"

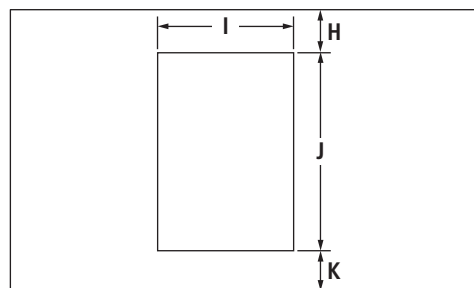
OPENING/CLEARANCE DIMENSIONS



FRONT VIEW



SIDE VIEW



TOP VIEW

MODEL #	JEF3115G		
	in	cm	
A	Width of combustable area above cooking surface (min.)	15	38.1
B	Width from cooktop to fixed wall or other combustable material (min.)	6	15.2
C	Width to outer edge of outlet (max.)	9	23.0
D*	Height to bottom of uncovered wood or metal cabinet above cooking surface (min.)	30	76.2
E	Height to bottom of uncovered wood or metal cabinet (min.)	18	45.7
F	Height to top edge of outlet (min.)	7	17.8
G	Depth of upper cabinet	13	33.0
H	Depth from cutout to wall (min.)	2 ^{5/8}	6.7
I	Width of cutout (recommended)	14 ^{3/8}	36.5
J	Depth of cutout (recommended)	20 ^{3/8}	51.8
K	Depth from cutout to front of countertop	2 ^{5/16}	5.9
e	Recommended electrical access location		

*Dimension can be reduced by 6" (15.2 cm) when bottom of wood or metal cabinet is covered by not less than 1/4" (0.6 cm) flame retardant millboard covered with not less than No. 28 MSG sheet metal, 0.015" (0.4 mm) stainless steel, 0.024" (0.6 mm) aluminum or 0.020" (0.5 mm) copper. If installing a hood or microwave hood combination above the cooktop, follow the hood or microwave hood combination instructions for dimensional clearances above the cooking surface.

ELECTRICAL REQUIREMENTS

A 240 Volt, 60 Hz, AC only 15-amp fused, grounded electrical circuit is required. A time-delayed fuse or dedicated circuit is recommended. A grounded 3-prong outlet should be located in the back of the cabinet. Do not use an extension cord.

LOCATION REQUIREMENTS

- To ensure cooktop base clearance, cabinet side walls need to be wider than the cutout
- If cabinet has a drawer, allow a 5^{1/2}" (14.0 cm) minimum clearance between countertop and top of drawer.

IMPORTANT: Dimensional specifications are provided for planning purposes only. Do not make any cutouts based on this information. Refer to the Installation Guide before selecting cabinetry, verifying electrical/gas connections, making cutouts or beginning installation. All Jenn-Air® appliances are appropriately UL, CUL or CSA approved.