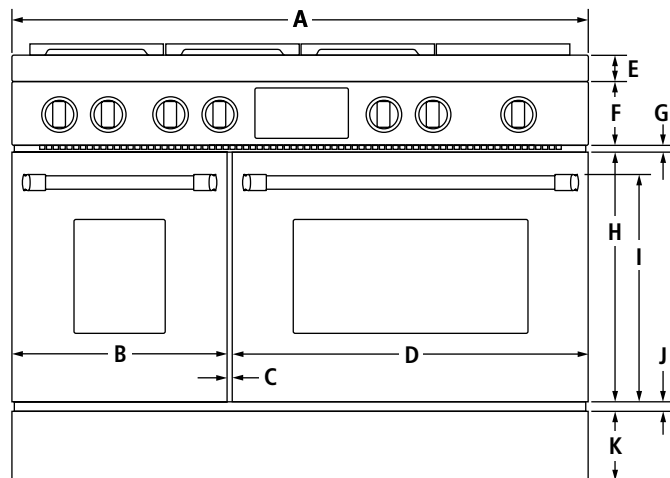


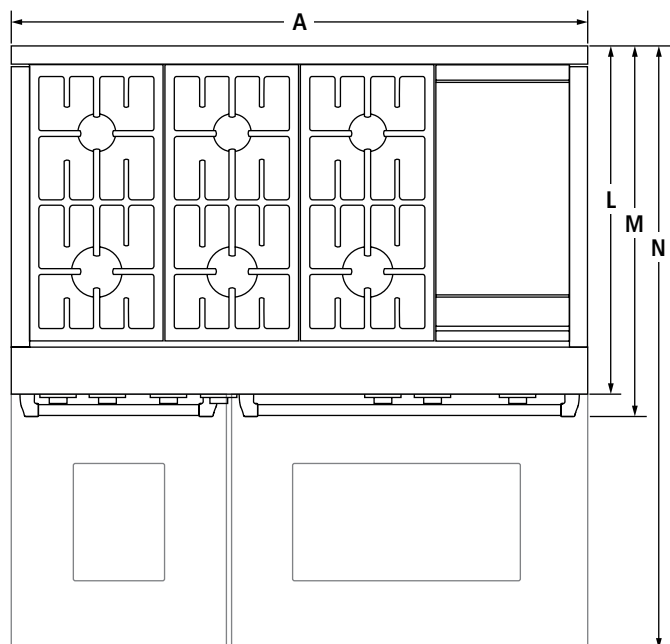
48" PRO-STYLE® DUAL-FUEL RANGE

JDRP548WP – 47⁷/₈" x 36³/₄" x 29¹/₄"

PRODUCT DIMENSIONS



FRONT VIEW



TOP VIEW

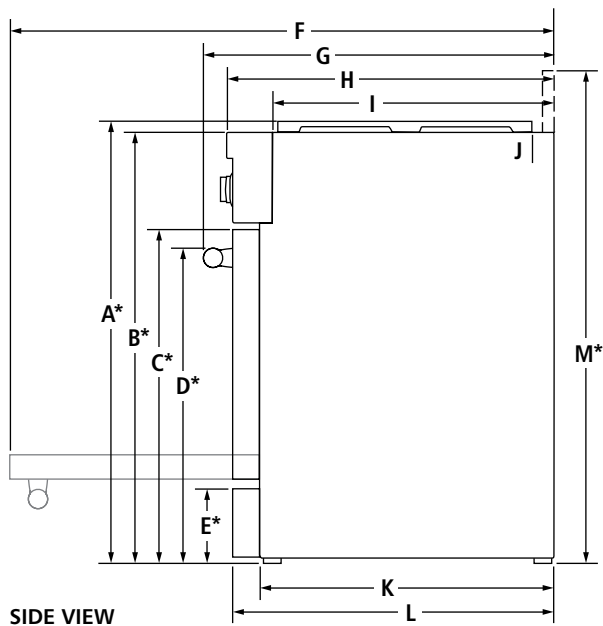
MODEL #		JDRP548WP	
		in	cm
A	Overall width	47 ⁷ / ₈	121.6
B	Width of secondary oven door	17 ⁵ / ₈	44.6
C	Space between doors	³ / ₄	1.8
D	Width of main oven door	29 ⁵ / ₈	75.2
E	Height of bullnose	2 ¹ / ₄	5.5
F	Height of control panel	5 ³ / ₈	13.5
G	Space between doors and control panel	⁷ / ₈	2.0
H	Height of doors	20 ³ / ₄	52.5
I	Height to top of handles	19 ³ / ₈	49.0
J	Space between doors and lower panel	1	2.5
K	Height of lower panel	5 ¹ / ₂	14.0
L	Depth with control panel overhang	27 ³ / ₈	69.5
M	Depth with handles	29 ¹ / ₄	74.2
N	Depth with doors fully open	45 ³ / ₄	116.2

IMPORTANT: Dimensional specifications are provided for planning purposes only. Do not make any cutouts based on this information. Refer to the Installation Guide before selecting cabinetry, verifying electrical/gas connections, making cutouts or beginning installation. All Jenn-Air® appliances are appropriately UL, CUL or CSA approved.

48" PRO-STYLE® DUAL-FUEL RANGE

JDRP548WP – 47⁷/₈" x 36³/₄" x 29¹/₄"

DIMENSIONS AS INSTALLED



MODEL #		JDRP548WP	
		in	cm
A*	Height to top of grates (min.)	36 ³ / ₄	93.3
B*	Height to top of cooking surface (min.)	35 ³ / ₄	90.8
C*	Height to top of doors (min.)	27 ⁷ / ₈	69.5
D*	Height to top of handles (min.)	25 ⁷ / ₈	65.7
E*	Height to top of lower panel (min.)	5 ⁷ / ₈	14.9
F	Depth with doors fully open	45 ³ / ₄	116.2
G	Depth with handles	29 ¹ / ₄	74.2
H	Depth with control panel overhang	27 ³ / ₈	69.5
I	Depth without control panel	23 ¹ / ₂	59.5
J	Depth between grates and wall	1 ³ / ₄	4.5
K	Depth without doors	24 ⁵ / ₈	62.5
L	Depth with doors	26 ³ / ₄	68.0
OPTIONAL ACCESSORIES			
M*	Height to top of 9" stainless steel backsplash (min.)	44 ³ / ₄	113.7

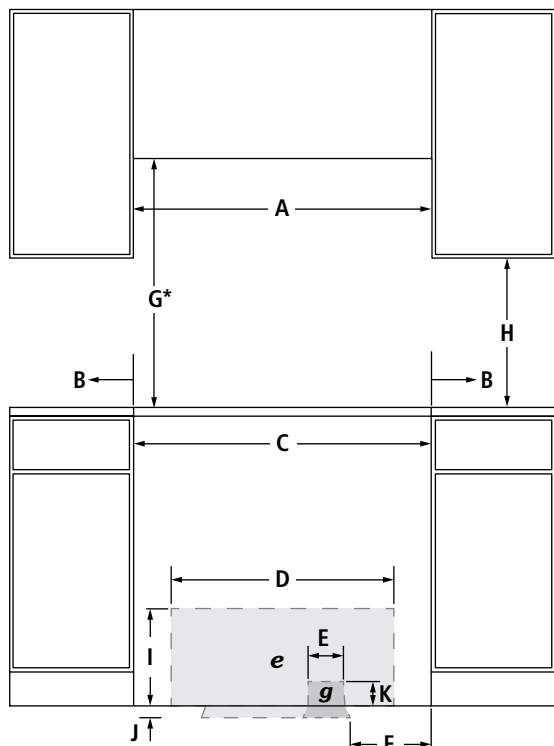
*Add 1³/₄" (4.4 cm) to the height dimension when leveling legs are fully extended.

IMPORTANT: Dimensional specifications are provided for planning purposes only. Do not make any cutouts based on this information. Refer to the Installation Guide before selecting cabinetry, verifying electrical/gas connections, making cutouts or beginning installation. All Jenn-Air® appliances are appropriately UL, CUL or CSA approved.

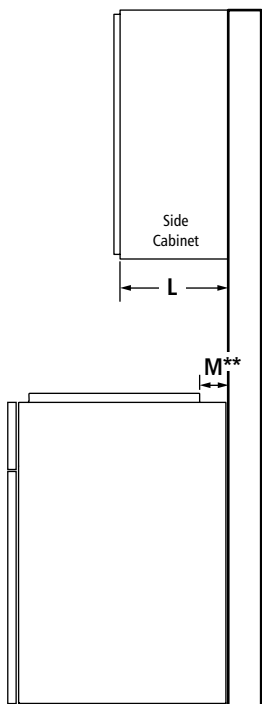
48" PRO-STYLE® DUAL-FUEL RANGE

JDRP548WP – 47⁷/₈" x 36³/₄" x 29¹/₄"

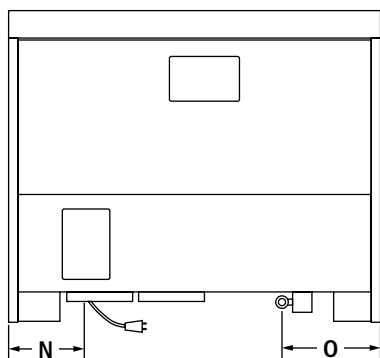
OPENING/CLEARANCE DIMENSIONS



FRONT VIEW



SIDE VIEW



BACK VIEW

MODEL #		JDRP548WP	
		in	cm
A	Width of combustable area above cooking surface (min.)	48	121.9
B	Width from range to fixed wall or other combustable material (min.)	6	15.2
C	Width of opening (min.)	48 ¹ / ₄	122.6
D	Width of electrical installation area	40	101.6
E	Width of gas installation area	24	61.0
F	Width from side cabinet to gas installation area	6	15.2
G*	Height to bottom of uncovered wood or metal cabinet above cooking surface (min.)	42	106.7
H	Height to bottom of uncovered wood or metal cabinet (min.)	18	45.7
I	Height of electrical installation area	15	38.1
J	Depth of electrical and gas installation area	5	12.7
K	Height of gas installation area	3	7.6
L	Depth of upper cabinet (max.)	13	33.0
M**	Depth to wall (min.)	6	15.2
N	Width to electrical conduit	9 ¹ / ₈	23.0
O	Width to gas inlet	14 ³ / ₈	36.5
e	Recommended electrical outlet connection		
g	Recommended gas supply line location		

*If installing a hood or hood liner above the range, follow the hood or hood liner instructions for dimensional clearances above the cooking surface.

**If back wall is constructed of a combustable material and a backsplash is not installed, a 6" (15.2 cm) minimum clearance is required.

ELECTRICAL REQUIREMENTS

240 volt, 60 Hz, AC only, 50-amp fused, grounded circuit is required. A dedicated circuit is recommended. A UL listed 50-amp power supply cord kit marked for use with nominal 1³/₈" (34.9 mm) diameter connection openings.

IMPORTANT: Dimensional specifications are provided for planning purposes only. Do not make any cutouts based on this information. Refer to the Installation Guide before selecting cabinetry, verifying electrical/gas connections, making cutouts or beginning installation. All Jenn-Air® appliances are appropriately UL, CUL or CSA approved.